



1. Outlet; 2. Therapy LED; 3. Detection LED; 4. Power Button; 5. Power LED; 6. Intensity Selector; 7. Function Selector; 8. Power Socket; 9. Battery Box
 10. Diagnosis & Treatment Wire; 10-1. Input Terminal; 10-2. Output Terminal;
 11. Auricular Clamp; 12. Finger Ring; 13. Self-adhesive Electrode Pad;
 14. Detection Pen; 15. Power Adaptor; 16. Auricular Model; 17. Auricular Mould;
 18. Insole Electrode

Fig.1 Main Device & Accessories

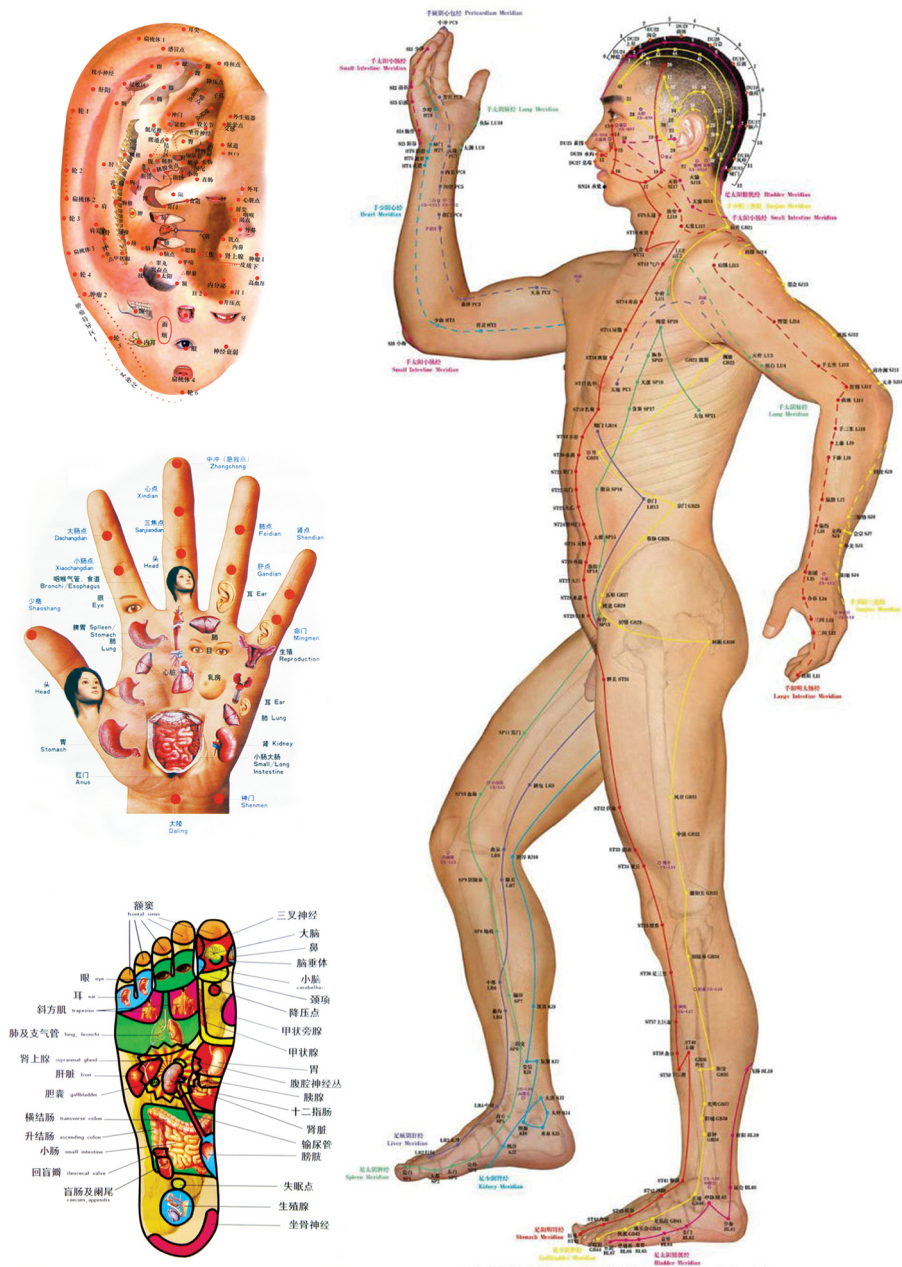


Fig.2 Holographic Reflex Theory Illustration



Setting the Standard Detection Point

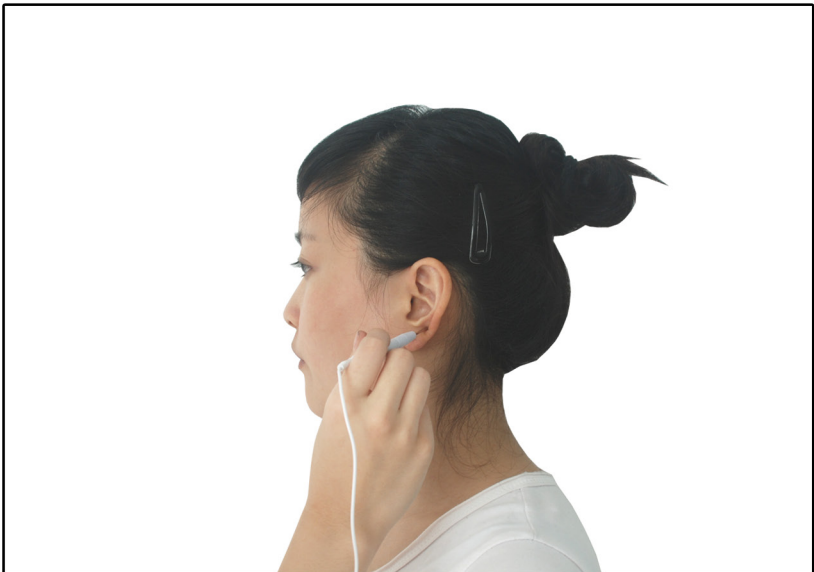


Fig.4 Ear Detecting
Meds Medical Equipment Co.,Ltd



Fig.6 Ear Therapy
Meds Medical Equipment Co.,Ltd



Fig.7 Foot Therapy



Fig.8 SPA Therapy
Meds Medical Equipment Co.,Ltd



Fig.8 SPA Therapy



Fig.8 SPA Therapy
Meds Medical Equipment Co.,Ltd

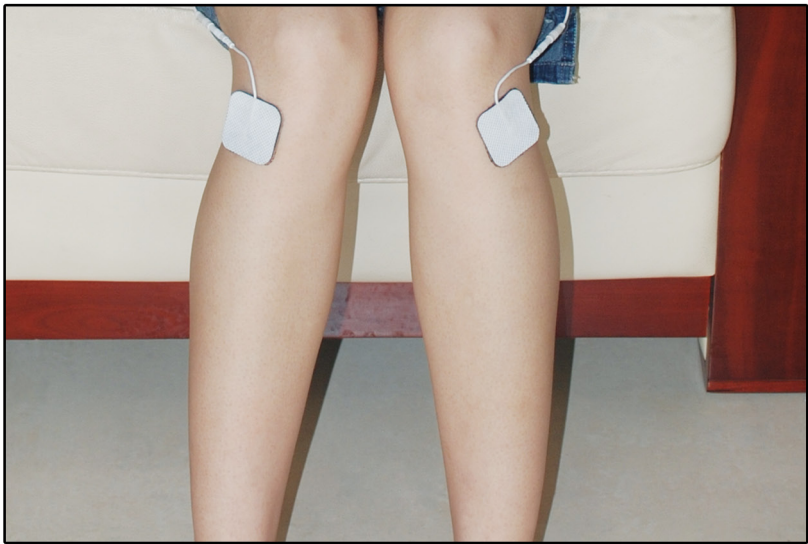


Fig.10 Body Therapy
Meds Medical Equipment Co.,Ltd